

A conceptual image showing two hands, one with a blue and grey pixelated texture and the other with a red and orange pixelated texture, reaching towards each other with a small red circle between their fingertips. The background is a light grey gradient.

Master Your Research Projects with the Power of AI

ATLAS.ti bridges human expertise with AI efficiency, offering up to 10x faster qualitative insights without sacrificing scientific rigor. Simply engage in dynamic conversations with your documents, guide automatic analysis tools based on your goals, and gain customized results in no time. The AI suggests, but you always remain in control.

atlasti.com

Best-Rated Qualitative Data Analysis Software ★★★★★



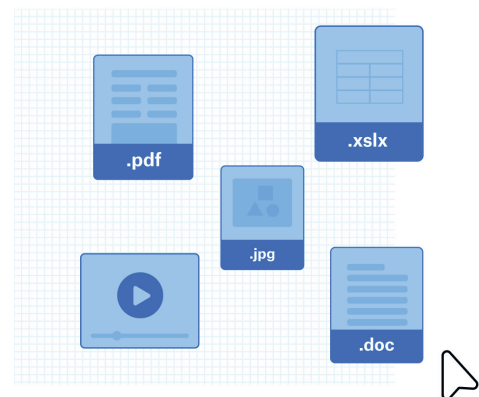
A smarter way to better research insights

Access to all versions with any license:



Import and organize your data

ATLAS.ti is the only QDA software that provides all-in-one access to desktop versions for Windows and Mac as well as a Web version, regardless of the license (semester, student, single-user, multi-user or campus license)*. Our mobile apps for field research on Android and iPad are available for unlimited use in addition to every license at no extra cost.



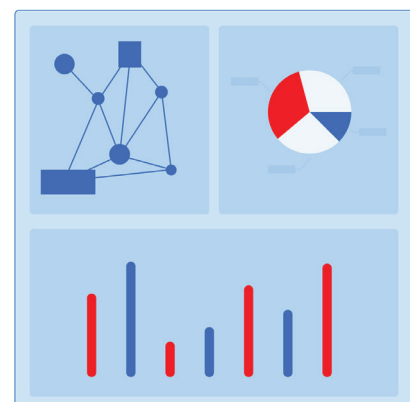
Analyze and refine your data

Anyone can take control of their qualitative analysis without prior knowledge: edit content, refine, and structure your data the way you need. Simply use codes to tag qualitative insights, and embrace automatic AI features AI plus team collaboration for lightning-speed outcomes.



Visualize and share your insights

Let your data speak and get a deep understanding of the meaning behind your research findings. With ATLAS.ti, you can share your insights through clear visualizations that turn dull numbers into eye-opening results – presenting your conclusions with confidence.





ATLAS.ti & OpenAI: Swift, In-depth Insights in Minutes

Elevate your research with our OpenAI-enhanced software for up to 10X efficiency. Bypass manual tasks with Intentional AI Coding, Conversational AI, AI-driven Summaries and Code Suggestions – for improved and faster outcomes.


- Reduce data analysis time by up to 90% with OpenAI's power
- Boost result accuracy with cutting-edge ChatGPT technology
- Save valuable time with various automated research tools

All Tools & Features in One Package, No Extra Costs

Get a complete toolset without additional costs. With ATLAS.ti, you don't need to pay extra to unlock new tools or additional analysis options. Our unbeatable price-performance ratio outshines competitors – see for yourself.

- Full access to all research tools and analytical capabilities
- Enjoy free software updates, irrespective of your license
- Harness ATLAS.ti's full potential without extra charges





Access All Platforms: Windows, MacOS & Web

Secure instant access to our native desktop apps for Mac and Windows, plus our Web version with every license. Perfect for students, individuals, teams, or institutions – pick the version that fits you.

- Utilize ATLAS.ti licenses for both Windows and Mac, plus Web
- Access our Web version from any browser, anywhere
- Bonus: Lightweight mobile apps for Android and iOS

ATLAS.ti Web: Team Collaboration in Real- Time

Seamlessly collaborate and synchronize projects across teams and departments. See team member assignments at a glance. Pool resources, distribute tasks, and speed up data analysis.

- Ensure smooth collaboration across teams
- Quickly invite members and boost project efficiency
- Get real-time updates for instant visibility





My ATLAS.ti: Flexible User & License Management


Our ATLAS.ti licensing model is flexible and allows you to utilize your ATLAS.ti licenses effectively. Leverage the adaptability of our „per-seat licensing“ model. Only active ATLAS.ti users at a time occupy a seat, ensuring efficient use of licenses.

- Share multi-user licenses effortlessly among unlimited users
- Perfect for large organizations: BYOD and start without a dedicated license server
- Seats free up instantly for concurrent use when a user logs off

ATLAS.ti Support: 24/5 Expert Assistance & Training

With ATLAS.ti, you can count on free worldwide support – 24 hours a day, five days a week. We will do everything to help you succeed with your analysis projects.

- Reach out anytime via live chat, phone, or email
- Master ATLAS.ti through free weekly webinars and training
- Dive into techniques, video tutorials, and expert advice in our ATLAS.ti Community and Research Hub

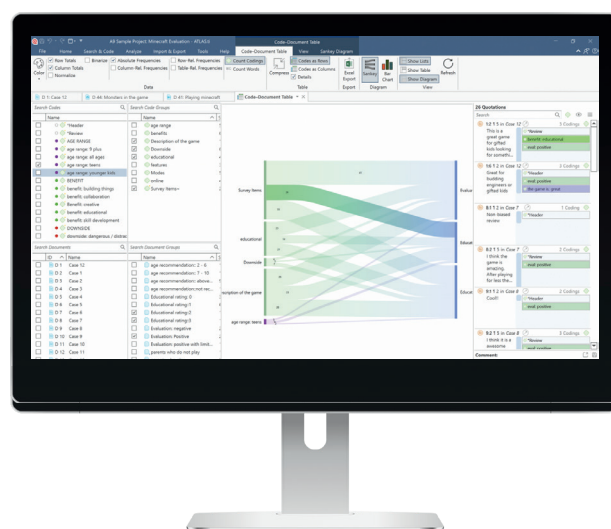
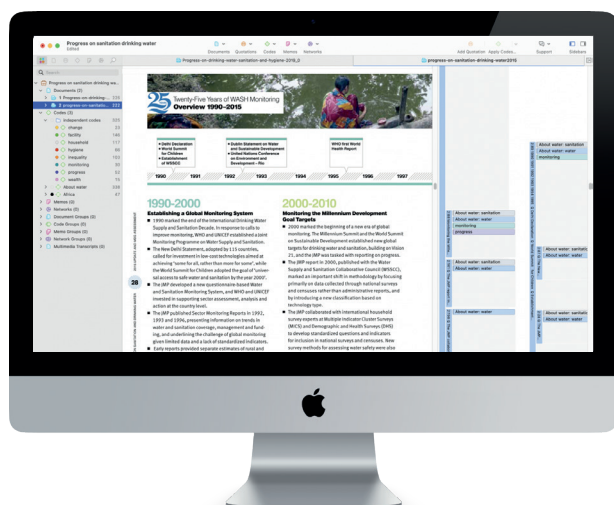


ATLAS.ti Desktop for Windows & Mac

The #1 software for qualitative data analysis

From OpenAI-powered AI features to comprehensive multi-media analysis and state-of-the-art visualization – ATLAS.ti Desktop empowers your entire research workflow on Windows and macOS.

Make sense of research data rapidly. ATLAS.ti streamlines qualitative analysis through intuitive tools to annotate, code, and visualize connections in your material. The interactive margin area keeps key insights handy for incorporating into reports. Share projects seamlessly between Windows, Mac, and the Web version.



Supported Data Types and Import

Text, PDF, audio, video, image, and geodata documents can be easily analyzed with ATLAS.ti. You can also import data from reference management software such as Endnote, Zotero, and Mendeley, as well as data from Twitter, Evernote, and surveys.



Text



PDF



Audio



Video



Images



Geodata



Endnote



Twitter



Evernote




Excel

ATLAS.ti Web for Browsers

The easiest way to uncover qualitative insights

Qualitative analysis doesn't need to be difficult. With ATLAS.ti Web for browsers, you can turn your data into actionable findings in no time – powered by OpenAI's GPT technology. It's easy to use, collaborative, and powerful.

Get started right away without installations. Unlock insights anywhere through the convenience of your browser. ATLAS.ti Web simplifies team collaboration through real-time capabilities. Easily invite colleagues to your project and code together live.



Your privacy & security is our priority



Full Data Encryption



Secure Servers in Europe



GDPR Compliant



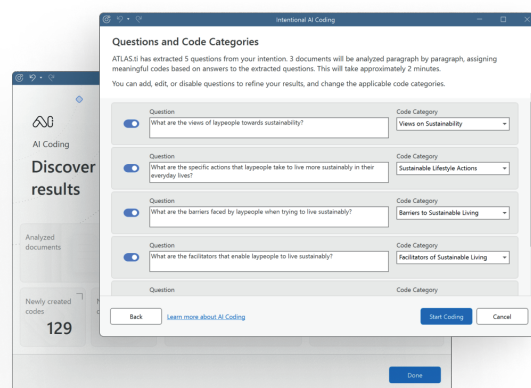
100% Data Ownership

OpenAI-powered tools that amplify your analysis

Intentional AI Coding

ACCELERATE AND CUSTOMIZE YOUR RESEARCH

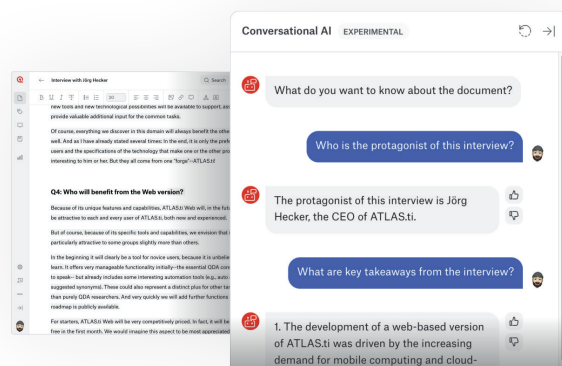
Amplify your productivity and tailor automated coding with context, using the cutting-edge ChatGPT model of OpenAI. Guide the AI to produce highly relevant and accurate codes, ensuring your research reflects your objectives and maintains scientific rigor.



Conversational AI

CHAT AND INTERACT WITH YOUR DOCUMENTS

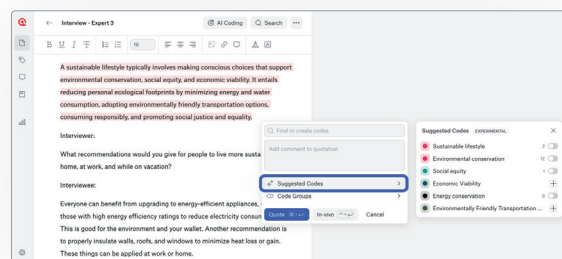
Revolutionize how you interact with your data through natural conversation. Conversational AI allows you to query, clarify, and extract key information from your documents using an intelligent AI chatbot – operating on the breakthrough technology of OpenAI.



AI Code Suggestions

MAKE CODING MORE INTUITIVE AND INSIGHTFUL

Dive deeper into your qualitative data and save time with this AI feature for our Web version that offers you AI-driven code suggestions as you code. Streamline your workflow and explore your data from new perspectives.



Who uses ATLAS.ti

ATLAS.ti empowers its clients with cutting-edge research tools across all sectors and fields. You will find ATLAS.ti users at many fine universities, research institutions, and corporations.

SELECTED UNIVERSITIES



SELECTED COMPANIES



SELECTED RESEARCH INSTITUTIONS



What our customers have to say



Overall: ★★★★★

"ATLAS.ti Web was affordable and effective tool for literature review"

David P.
HR Manager
Retail



Overall: ★★★★★

"I have been using ATLAS.ti for the past 6 years and I really enjoyed it than any other qualitative analysis software I have ever used."

Victor I.
Consultant
Research



Overall: ★★★★★

"ATLAS.ti: good software for organizing data and ideas"

Roque C.
Analista de Formação



Overall: ★★★★★

"Great experience with qualitative data analysis despite using it for several years!"

Olaitan O.
Chief Operating Officer/Research Lead
Research



Overall: ★★★★★

"Excellent tool ~ brilliant across various data types and sources"

Carlten K.
Entrepreneur, adventurer and possibly a qualitative researcher



Overall: ★★★★★

"Amazing automatic coding tools that drastically speed up analysis"

Lucas C.
Graphic Design Director
Design



Overall: ★★★★★

"The best software to qualitative research"

Rodrigo A.
Especialista de Planejamento Institucional



Overall: ★★★★★

"I like that you can upload videos and images making it useful for multimodal analysis"

Melissa B.
Graduate teaching assistant
Higher Education



Overall: ★★★★★

"The best software for working with social media data"

Marcela S.
Scholar
Public Policy



Overall: ★★★★★

"It greatly facilitates the qualitative research process. ATLAS.ti is a very reliable and easy to use"

Sonia P.
Assistant Professor
Education Management



Overall: ★★★★★

"One of the best powerful qualitative data analysis software"

Umit G.
Assistant Professor
Higher Education



Overall: ★★★★★

"Easy to use"

Marcos Antonio d.
PHD Student



Unlock deeper insights with ATLAS.ti

With cutting-edge AI tools, intuitive collaboration features, and access across platforms, ATLAS.ti aims to revolutionize the way you gain qualitative insights.

Trusted by over 500,000 users and leading organizations globally, ATLAS.ti can help you discover qualitative insights efficiently and present your findings with impact.

Take the first step towards elevated analysis by getting in touch with us today.

Contact Us



atlasti.com



sales@atlasti.com



linkedin.com/company/atlas-ti



facebook.com/ATLAS.ti



youtube.com/@ATLAS.ti_QDAsoftware

Let's get started

- Visit our website to learn more
- Sign up for a free trial and free training
- Contact sales for individual pricing details
- Follow us on social media for updates

We look forward to partnering with you in your research journey with ATLAS.ti.

